

TVU Skirennen 2019

Weibliche U10 / U12

inkl. Gäste U10 / U12



| Rang Quali | Start. Nr. | Name | Zeit |
|------------|------------|-------------------|-------|
| 1 | 7 | WITTWER Lia | |
| 16 | - | | |
| 8 | 8 | O'BRIEN Heidi | 0.00 |
| 9 | 1 | ZINGG Melina | +1.58 |
| 5 | 3 | B EGLINGER Alisha | |
| 12 | - | | |
| 13 | - | | |
| 4 | 4 | MARTI Alina | |
| 3 | 9 | STEINER Leonie | |
| 14 | - | | |
| 11 | - | | |
| 6 | 2 | VÖGELI Noor | |
| 7 | 6 | REIST Flavia | |
| 10 | - | | |
| 15 | - | | |
| 2 | 5 | ZINGG Elena | |

| Start. Nr. | Name | Zeit |
|------------|---------------|-------|
| 7 | WITTWER Lia | 0.00 |
| 8 | O'BRIEN Heidi | +2.00 |

| Start. Nr. | Name | Zeit |
|------------|-------------------|-------|
| 3 | B EGLINGER Alisha | +1.58 |
| 4 | MARTI Alina | 0.00 |

| Start. Nr. | Name | Zeit |
|------------|----------------|-------|
| 9 | STEINER Leonie | 0.00 |
| 2 | VÖGELI Noor | +2.00 |

| Start. Nr. | Name | Zeit |
|------------|--------------|-------|
| 6 | REIST Flavia | +2.00 |
| 5 | ZINGG Elena | 0.00 |

| Start. Nr. | Name | Zeit |
|------------|-------------|-------|
| 7 | WITTWER Lia | 0.00 |
| 4 | MARTI Alina | +2.00 |

| Start. Nr. | Name | Zeit |
|------------|----------------|-------|
| 9 | STEINER Leonie | 0.00 |
| 5 | ZINGG Elena | +0.39 |

1. Rang
2. Rang

4. Rang
3. Rang

| Start. Nr. | Name | Zeit |
|------------|----------------|-------|
| 7 | WITTWER Lia | 0.00 |
| 9 | STEINER Leonie | +0.04 |

| Start. Nr. | Name | Zeit |
|------------|-------------|-------|
| 4 | MARTI Alina | +2.00 |
| 5 | ZINGG Elena | 0.00 |

Final

Kleiner Final

1/8 Finale

Viertelfinale

Halbfinale

Finale

Rangliste Qualifikation

| RangNr. | Name und Vorname | JG | Lauf 1 | Lauf 2 | Ziel Zeit |
|---------|--------------------|------|--------|--------|-----------|
| 1 | 7 WITTWER Lia | 2008 | 26.82 | 27.92 | 26.82 |
| 2 | 5 ZINGG Elena | 2009 | 27.98 | 27.8 | 27.8 |
| 3 | 9 STEINER Leonie | 2009 | 28.86 | 27.89 | 27.89 |
| 4 | 4 MARTI Alina | 2009 | 30.78 | 30.15 | 30.15 |
| 5 | 3 BEGLINGER Alisha | 2009 | 31.4 | 30.66 | 30.66 |
| 6 | 2 VÖGELI Noor | 2011 | 31.66 | 32.9 | 31.66 |
| 7 | 6 REIST Flavia | 2008 | 32.13 | 32.04 | 32.04 |
| 8 | 8 O'BRIEN Heidi | 2013 | 33.03 | 32.44 | 32.44 |
| 9 | 1 ZINGG Melina | 2012 | 34.2 | 34.33 | 34.2 |
| 10 | - | | | | |
| 11 | - | | | | |
| 12 | - | | | | |
| 13 | - | | | | |
| 14 | - | | | | |
| 15 | - | | | | |
| 16 | - | | | | |
| 17 | | | | | |
| 18 | | | | | |
| 19 | | | | | |
| 20 | | | | | |
| 21 | | | | | |
| 22 | | | | | |
| 23 | | | | | |
| 24 | | | | | |

TVU Skirennen 2019

Männliche U10 / U12

inkl. Gäste U10 / U12



| Rang Quali | Start. Nr. | Name | Zeit |
|------------|------------|-----------------|-------|
| 1 | 11 | MATHYS Morris | |
| 16 | - | | |
| 8 | 16 | SIEGRIST Xavier | 0.00 |
| 9 | 17 | O'BRIEN Taylor | +1.32 |
| 5 | 19 | WITTWER Alex | |
| 12 | - | | |
| 13 | - | | |
| 4 | 12 | RUCHTI Andreas | |
| 3 | 15 | STEURI Nik | |
| 14 | - | | |
| 11 | - | | |
| 6 | 14 | VÖGELI Matti | |
| 7 | 18 | O'BRIEN Kay | |
| 10 | - | | |
| 15 | - | | |
| 2 | 13 | O'BRIEN Ned | |

| Start. Nr. | Name | Zeit |
|------------|-----------------|-------|
| 11 | MATHYS Morris | 0.00 |
| 16 | SIEGRIST Xavier | +2.00 |

| Start. Nr. | Name | Zeit |
|------------|----------------|--------|
| 19 | WITTWER Alex | 0.00 |
| 12 | RUCHTI Andreas | +0.004 |

| Start. Nr. | Name | Zeit |
|------------|--------------|-------|
| 15 | STEURI Nik | 0.00 |
| 14 | VÖGELI Matti | +0.29 |

| Start. Nr. | Name | Zeit |
|------------|-------------|-------|
| 18 | O'BRIEN Kay | +2.00 |
| 13 | O'BRIEN Ned | 0.00 |

| Start. Nr. | Name | Zeit |
|------------|---------------|-------|
| 11 | MATHYS Morris | 0.00 |
| 19 | WITTWER Alex | +0.47 |

| Start. Nr. | Name | Zeit |
|------------|-------------|-------|
| 15 | STEURI Nik | +0.01 |
| 13 | O'BRIEN Ned | 0.00 |

1. Rang
2. Rang

4. Rang
3. Rang

| Start. Nr. | Name | Zeit |
|------------|---------------|-------|
| 11 | MATHYS Morris | 0.00 |
| 13 | O'BRIEN Ned | +0.28 |

| Start. Nr. | Name | Zeit |
|------------|--------------|-------|
| 19 | WITTWER Alex | +1.04 |
| 15 | STEURI Nik | 0.00 |

Final

Kleiner Final

Finale

Rangliste Qualifikation

| RangNr. | Name und Vorname | JG | Lauf 1 | Lauf 2 | Ziel Zeit |
|---------|--------------------|------|--------|--------|-----------|
| 1 | 11 MATHYS Morris | 2009 | 26.98 | 26.47 | 26.47 |
| 2 | 13 O'BRIEN Ned | 2009 | 26.95 | 27.11 | 26.95 |
| 3 | 15 STEURI Nik | 2008 | 27.53 | 27.54 | 27.53 |
| 4 | 12 RUCHTI Andreas | 2009 | 27.99 | 28.56 | 27.99 |
| 5 | 19 WITTWER Alex | 2011 | 28.05 | 28.06 | 28.05 |
| 6 | 14 VÖGELI Matti | 2009 | 28.4 | 28.2 | 28.2 |
| 7 | 18 O'BRIEN Kay | 2011 | 29.28 | 29.48 | 29.28 |
| 8 | 16 SIEGRIST Xavier | 2011 | 32.87 | 33.75 | 32.87 |
| 9 | 17 O'BRIEN Taylor | 2013 | 34.78 | 35.18 | 34.78 |
| 10 | - | | | | |
| 11 | - | | | | |
| 12 | - | | | | |
| 13 | - | | | | |
| 14 | - | | | | |
| 15 | - | | | | |
| 16 | - | | | | |
| 17 | - | | | | |
| 18 | - | | | | |
| 19 | - | | | | |
| 20 | - | | | | |
| 21 | - | | | | |
| 22 | - | | | | |
| 23 | - | | | | |
| 24 | - | | | | |

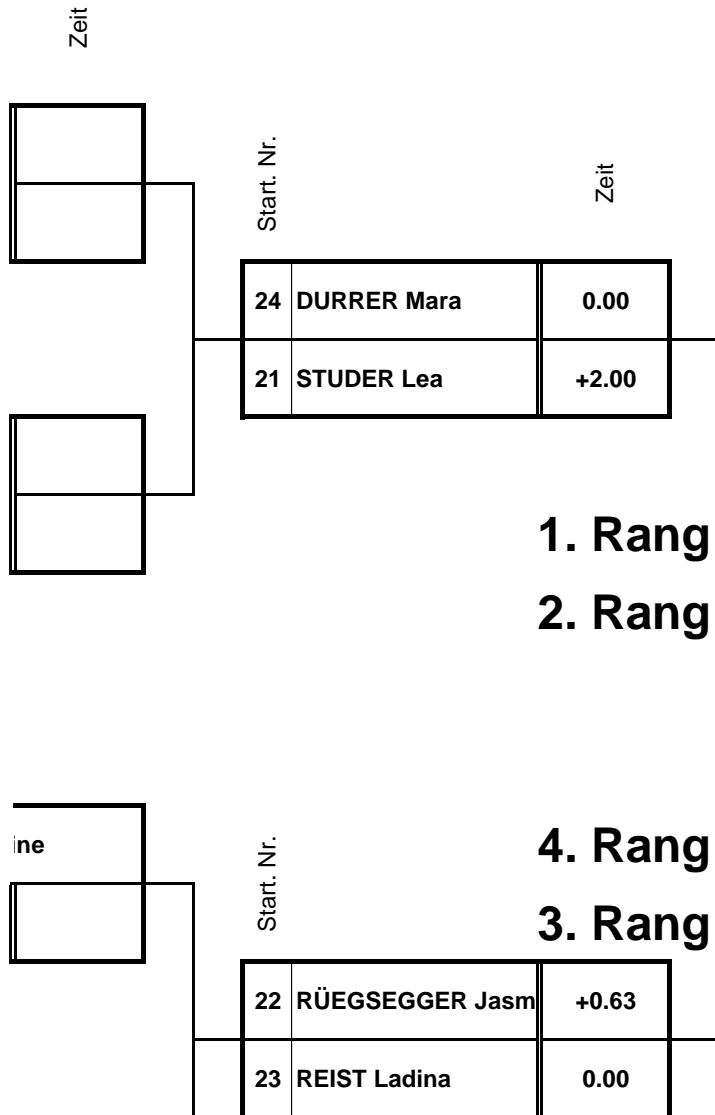
1/8 Finale

Viertelfinale

Halbfinale

TVU Skirennen 2019

Weibliche U14 / U16



Final

| | |
|-----------------|-------|
| 24 DURRER Mara | 0.00 |
| 23 REIST Ladina | +1.27 |

Kleiner Final

| | |
|--------------------|-------|
| 21 STUDER Lea | +0.13 |
| 22 RÜEGSEGGER Jasm | 0.00 |

Rangliste Qualifikation

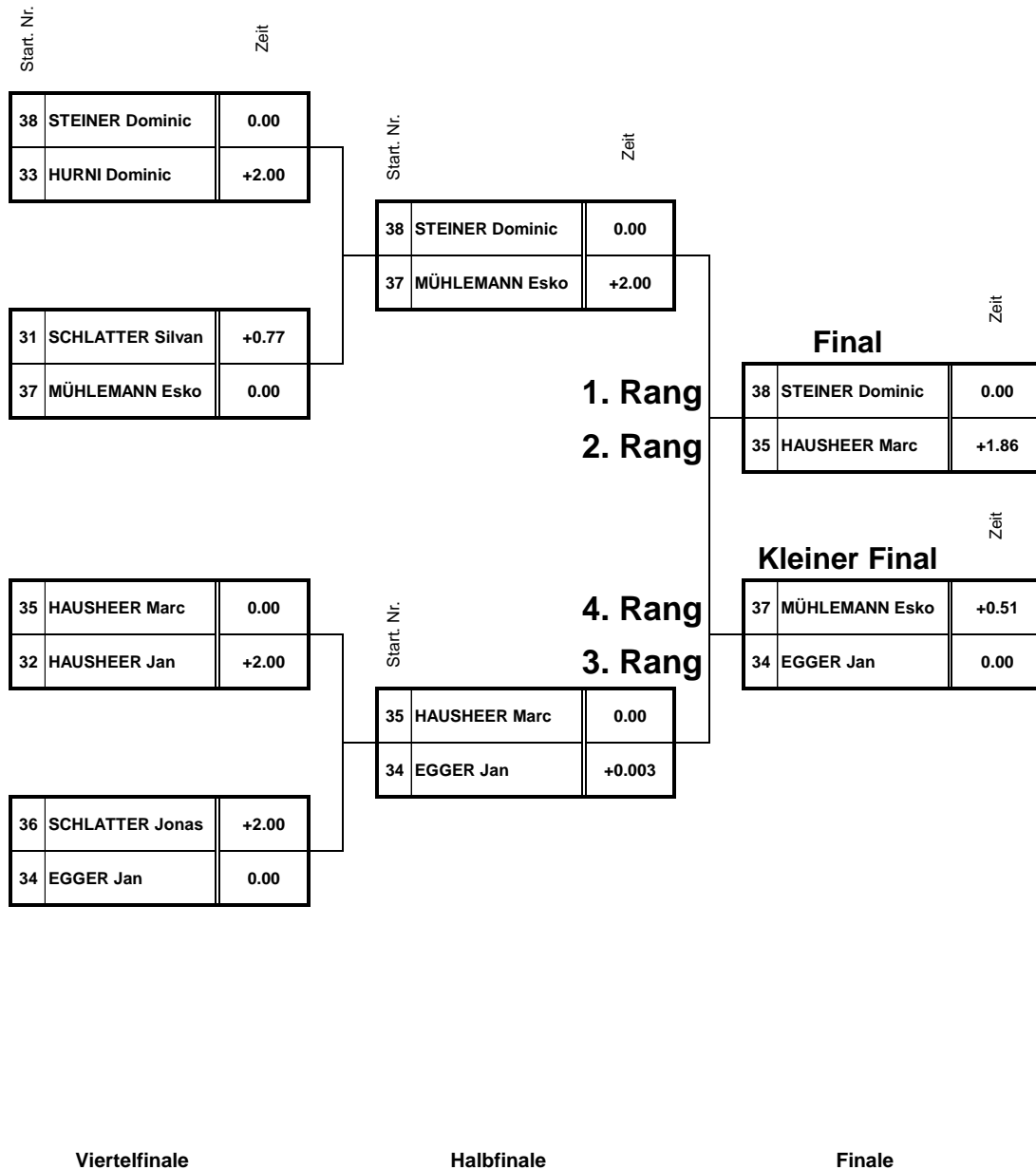
| Rang Nr. | Name und Vorname | JG | Lauf 1 | Lauf 2 | Ziel Zeit |
|----------|--------------------|------|--------|--------|--------------|
| 1 | 24 DURRER Mara | 2004 | 24.56 | 24.49 | 24.49 |
| 2 | 23 REIST Ladina | 2005 | 26.15 | 25.9 | 25.9 |
| 3 | 22 RÜEGSEGGER Jasm | 2007 | 27.56 | 26.87 | 26.87 |
| 4 | 21 STUDER Lea | 2007 | 28.77 | 27.61 | 27.61 |
| 5 | - | | | | |
| 6 | - | | | | |
| 7 | - | | | | |
| 8 | - | | | | |
| 9 | - | | | | |
| 10 | - | | | | |
| 11 | - | | | | |
| 12 | - | | | | |
| 13 | - | | | | |
| 14 | - | | | | |
| 15 | - | | | | |
| 16 | - | | | | |
| 17 | | | | | |

TVU Skirennen 2019



Männliche U14 / U16

inkl. Gäste U14 / U16

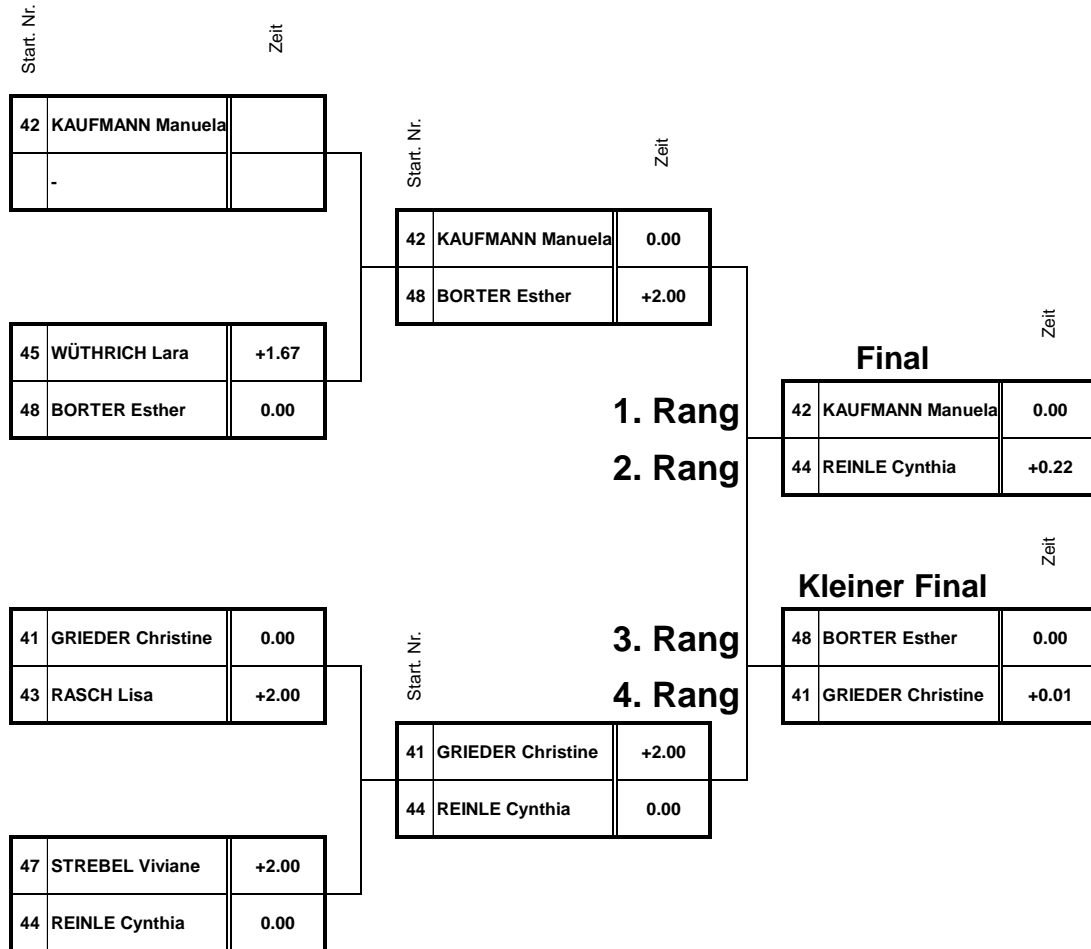


Rangliste Qualifikation

| Rang Nr. | Name und Vorname | JG | Lauf 1 | Lauf 2 | Ziel Zeit |
|----------|---------------------|------|--------|--------|-----------|
| 1 | 38 STEINER Dominic | 2005 | 23.73 | 23.58 | 23.58 |
| 2 | 34 EGGER Jan | 2005 | 25.24 | 25.32 | 25.24 |
| 3 | 35 HAUSHEER Marc | 2005 | 26.89 | 26.73 | 26.73 |
| 4 | 37 MÜHLEMANN Esko | 2004 | 27.56 | 27.99 | 27.56 |
| 5 | 31 SCHLATTER Silvan | 2007 | 29.49 | 28.09 | 28.09 |
| 6 | 32 HAUSHEER Jan | 2007 | 30.15 | 28.73 | 28.73 |
| 7 | 36 SCHLATTER Jonas | 2005 | 29.1 | 30.14 | 29.1 |
| 8 | 33 HURNI Dominic | 2007 | 30.07 | 29.3 | 29.3 |
| 9 | - | | | | |
| 10 | - | | | | |
| 11 | - | | | | |
| 12 | - | | | | |
| 13 | - | | | | |
| 14 | - | | | | |
| 15 | - | | | | |
| 16 | - | | | | |
| 17 | - | | | | |
| 18 | - | | | | |
| 19 | - | | | | |
| 20 | - | | | | |
| 21 | - | | | | |
| 22 | - | | | | |
| 23 | - | | | | |
| 24 | - | | | | |

TVU Skirennen 2019

Damen



Viertelfinale

Halbfinale

Finale

Rangliste Qualifikation

| Rang Nr. | Name und Vorname | JG | Lauf 1 | Lauf 2 | Ziel Zeit |
|----------|----------------------|------|--------|--------|-----------|
| 1 | 42 KAUFMANN Manuela | 1987 | 23.26 | 23.11 | 23.11 |
| 2 | 44 REINLE Cynthia | 2000 | 23.2 | 23.31 | 23.2 |
| 3 | 41 GRIEDER Christine | 1978 | 24.23 | 24.3 | 24.23 |
| 4 | 48 BORTER Esther | 1968 | 27.02 | 26.05 | 26.05 |
| 5 | 45 WÜTHRICH Lara | 2000 | 28.46 | 28.75 | 28.46 |
| 6 | 43 RASCH Lisa | 1993 | 30.19 | 28.85 | 28.85 |
| 7 | 47 STREBEL Viviane | 1988 | 32.69 | 32.6 | 32.6 |
| 8 | - | | | | |
| 9 | - | | | | |
| 10 | - | | | | |
| 11 | - | | | | |
| 12 | - | | | | |
| 13 | - | | | | |
| 14 | - | | | | |
| 15 | - | | | | |
| 16 | - | | | | |
| 17 | - | | | | |
| 18 | - | | | | |
| 19 | - | | | | |
| 20 | - | | | | |
| 21 | - | | | | |
| 22 | - | | | | |
| 23 | - | | | | |
| 24 | - | | | | |

TVU Skirennen 2019



Herren

| Rang Quali | Start. Nr. | Name | Zeit |
|------------|------------|------------------|-------|
| 1 | 72 | CHAUBERT Patrick | |
| 16 | - | | |
| 8 | 68 | KÜBLI Xander | 0.00 |
| 9 | 61 | WIDMER Elvis | +0.04 |
| 5 | 71 | DONZÉ Elias | |
| 12 | - | | |
| 13 | - | | |
| 4 | 66 | SIEBER Lukas | |
| 3 | 67 | STEINER Lars | |
| 14 | - | | |
| 11 | - | | |
| 6 | 64 | LIECHTI Raphael | |
| 7 | 70 | AERNI Till | 0.00 |
| 10 | 63 | IMBODEN Thomas | +1.64 |
| 15 | - | | |
| 2 | 69 | SCHMOCKER Stefan | |

1/8 Finale

| Start. Nr. | Name | Zeit |
|------------|------------------|-------|
| 72 | CHAUBERT Patrick | 0.00 |
| 68 | KÜBLI Xander | +2.00 |
| 71 | DONZÉ Elias | 0.00 |
| 66 | SIEBER Lukas | +0.47 |
| 67 | STEINER Lars | 0.00 |
| 64 | LIECHTI Raphael | +1.94 |
| 70 | AERNI Till | +1.36 |
| 69 | SCHMOCKER Stefan | 0.00 |

Viertelfinale

| Start. Nr. | Name | Zeit |
|------------|------------------|-------|
| 72 | CHAUBERT Patrick | 0.00 |
| 71 | DONZÉ Elias | +0.01 |
| 67 | STEINER Lars | 0.00 |
| 69 | SCHMOCKER Stefan | +0.27 |

Halbfinale

2. Rang
1. Rang
4. Rang
3. Rang

| Final | | |
|---------------|------------------|-------|
| Start. Nr. | Name | Zeit |
| 72 | CHAUBERT Patrick | +0.09 |
| 67 | STEINER Lars | 0.00 |
| Kleiner Final | | |
| Start. Nr. | Name | Zeit |
| 71 | DONZÉ Elias | +0.20 |
| 69 | SCHMOCKER Stefan | 0.00 |

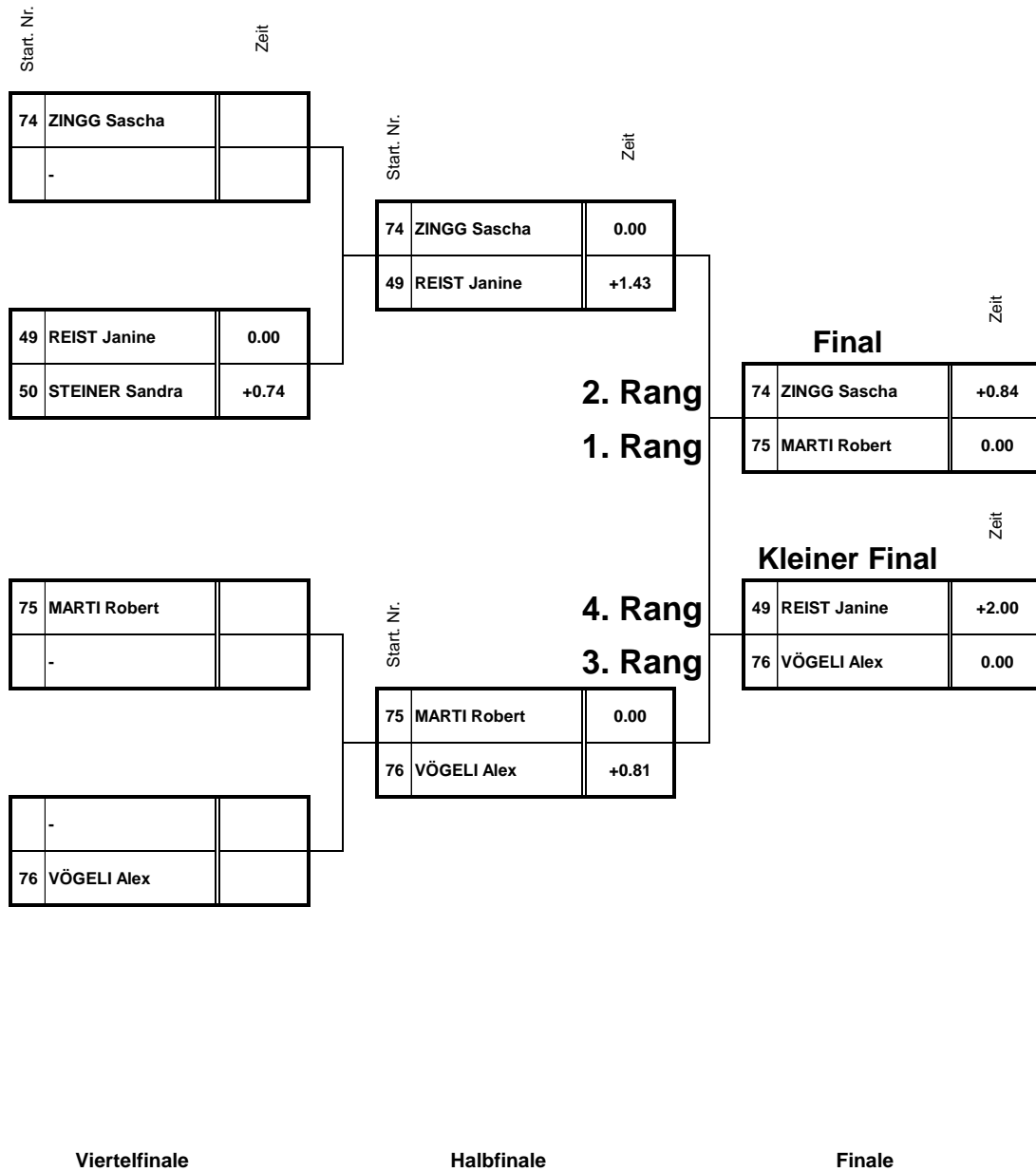
Finale

Rangliste Qualifikation

| RangNr. | Name und Vorname | JG | Lauf 1 | Lauf 2 | Ziel Zeit |
|---------|---------------------|------|--------|--------|-----------|
| 1 | 72 CHAUBERT Patrick | 1980 | 23.06 | | 23.06 |
| 2 | 69 SCHMOCKER Stefan | 1994 | 23.54 | 23.71 | 23.54 |
| 3 | 67 STEINER Lars | 1995 | 23.82 | 24.24 | 23.82 |
| 4 | 66 SIEBER Lukas | 1993 | 24.03 | 24.42 | 24.03 |
| 5 | 71 DONZÉ Elias | 1999 | 24.57 | 24.35 | 24.35 |
| 6 | 64 LIECHTI Raphael | 1993 | 25.29 | 26.49 | 25.29 |
| 7 | 70 AERNI Till | 1999 | 26.45 | 25.43 | 25.43 |
| 8 | 68 KÜBLI Xander | 1978 | 27.55 | 26.27 | 26.27 |
| 9 | 61 WIDMER Elvis | 1973 | 27.23 | 26.91 | 26.91 |
| 10 | 63 IMBODEN Thomas | 1980 | 27.51 | 27.02 | 27.02 |
| 11 | - | | | | |
| 12 | - | | | | |
| 13 | - | | | | |
| 14 | - | | | | |
| 15 | - | | | | |
| 16 | - | | | | |
| 17 | | | | | |
| 18 | | | | | |
| 19 | | | | | |
| 20 | | | | | |
| 21 | | | | | |
| 22 | | | | | |
| 23 | | | | | |
| 24 | | | | | |

TVU Skirennen 2019

Gäste Erwachsene



Rangliste Qualifikation

| Rang | Nr. | Name und Vorname | JG | Lauf 1 | Lauf 2 | Ziel | Zeit |
|------|-----|------------------|------|--------|--------|------|-------|
| 1 | 74 | ZINGG Sascha | 1972 | 24.15 | 23.75 | | 23.75 |
| 2 | 76 | VÖGELI Alex | 1971 | 24.44 | 23.8 | | 23.8 |
| 3 | 75 | MARTI Robert | 1963 | 24.26 | 24.24 | | 24.24 |
| 4 | 50 | STEINER Sandra | 1974 | 27.62 | 27.04 | | 27.04 |
| 5 | 49 | REIST Janine | 1977 | 27.42 | 27.67 | | 27.42 |
| 6 | - | | | | | | |
| 7 | - | | | | | | |
| 8 | - | | | | | | |
| 9 | - | | | | | | |
| 10 | - | | | | | | |
| 11 | - | | | | | | |
| 12 | - | | | | | | |
| 13 | - | | | | | | |
| 14 | - | | | | | | |
| 15 | - | | | | | | |
| 16 | - | | | | | | |
| 17 | - | | | | | | |
| 18 | - | | | | | | |
| 19 | - | | | | | | |
| 20 | - | | | | | | |
| 21 | - | | | | | | |
| 22 | - | | | | | | |
| 23 | - | | | | | | |
| 24 | - | | | | | | |

TVU Skirennen 2019
Parallelslalom (Qualifikation)
Offizielle Rangliste



Rang Nr. Name und Vorname JG Lauf 1 Lauf 2 Ziel Zeit

weibliche U10 / U12

| | | | | | | |
|---|---|-------------------|------|-------|-------|--------------|
| 1 | 7 | WITTWER Lia | 2008 | 26.82 | 27.92 | 26.82 |
| 2 | 5 | ZINGG Elena | 2009 | 27.98 | 27.80 | 27.80 |
| 3 | 9 | STEINER Leonie | 2009 | 28.86 | 27.89 | 27.89 |
| 4 | 4 | MARTI Alina | 2009 | 30.78 | 30.15 | 30.15 |
| 5 | 3 | B EGLINGER Alisha | 2009 | 31.40 | 30.66 | 30.66 |
| 6 | 2 | VÖGELI Noor | 2011 | 31.66 | 32.90 | 31.66 |
| 7 | 6 | REIST Flavia | 2008 | 32.13 | 32.04 | 32.04 |
| 8 | 8 | O'BRIEN Heidi | 2013 | 33.03 | 32.44 | 32.44 |
| 9 | 1 | ZINGG Melina | 2012 | 34.20 | 34.33 | 34.20 |

männliche U10 / U12

| | | | | | | |
|---|----|-----------------|------|-------|-------|--------------|
| 1 | 11 | MATHYS Morris | 2009 | 26.98 | 26.47 | 26.47 |
| 2 | 13 | O'BRIEN Ned | 2009 | 26.95 | 27.11 | 26.95 |
| 3 | 15 | STEURI Nik | 2008 | 27.53 | 27.54 | 27.53 |
| 4 | 12 | RUCHTI Andreas | 2009 | 27.99 | 28.56 | 27.99 |
| 5 | 19 | WITTWER Alex | 2011 | 28.05 | 28.06 | 28.05 |
| 6 | 14 | VÖGELI Matti | 2009 | 28.40 | 28.20 | 28.20 |
| 7 | 18 | O'BRIEN Kay | 2011 | 29.28 | 29.48 | 29.28 |
| 8 | 16 | SIEGRIST Xavier | 2011 | 32.87 | 33.75 | 32.87 |
| 9 | 17 | O'BRIEN Taylor | 2013 | 34.78 | 35.18 | 34.78 |

weibliche U14 / U16

| | | | | | | |
|---|----|--------------------|------|-------|-------|--------------|
| 1 | 24 | DURRER Mara | 2004 | 24.56 | 24.49 | 24.49 |
| 2 | 23 | REIST Ladina | 2005 | 26.15 | 25.90 | 25.90 |
| 3 | 22 | RÜEGSEGGER Jasmine | 2007 | 27.56 | 26.87 | 26.87 |
| 4 | 21 | STUDER Lea | 2007 | 28.77 | 27.61 | 27.61 |

männliche U14 / U16

| | | | | | | |
|---|----|------------------|------|-------|-------|--------------|
| 1 | 38 | STEINER Dominic | 2005 | 23.73 | 23.58 | 23.58 |
| 2 | 34 | EGGER Jan | 2005 | 25.24 | 25.32 | 25.24 |
| 3 | 35 | HAUSHEER Marc | 2005 | 26.89 | 26.73 | 26.73 |
| 4 | 37 | MÜHLEMANN Esko | 2004 | 27.56 | 27.99 | 27.56 |
| 5 | 31 | SCHLATTER Silvan | 2007 | 29.49 | 28.09 | 28.09 |
| 6 | 32 | HAUSHEER Jan | 2007 | 30.15 | 28.73 | 28.73 |
| 7 | 36 | SCHLATTER Jonas | 2005 | 29.10 | 30.14 | 29.10 |
| 8 | 33 | HURNI Dominic | 2007 | 30.07 | 29.30 | 29.30 |

Damen

| | | | | | | |
|---|----|------------------|------|-------|-------|--------------|
| 1 | 42 | KAUFMANN Manuela | 1987 | 23.26 | 23.11 | 23.11 |
|---|----|------------------|------|-------|-------|--------------|

Rang Nr. Name und Vorname JG Lauf 1 Lauf 2 Ziel Zeit

| | | | | | | |
|---|----|-------------------|------|-------|-------|--------------|
| 2 | 44 | REINLE Cynthia | 2000 | 23.20 | 23.31 | 23.20 |
| 3 | 41 | GRIEDER Christine | 1978 | 24.23 | 24.30 | 24.23 |
| 4 | 48 | BORTER Esther | 1968 | 27.02 | 26.05 | 26.05 |
| 5 | 45 | WÜTHRICH Lara | 2000 | 28.46 | 28.75 | 28.46 |
| 6 | 43 | RASCH Lisa | 1993 | 30.19 | 28.85 | 28.85 |
| 7 | 47 | STREBEL Viviane | 1988 | 32.69 | 32.60 | 32.60 |

Herren

| | | | | | | |
|----|----|------------------|------|-------|-------|--------------|
| 1 | 72 | CHAUBERT Patrick | 1980 | 23.06 | | 23.06 |
| 2 | 69 | SCHMOCKER Stefan | 1994 | 23.54 | 23.71 | 23.54 |
| 3 | 67 | STEINER Lars | 1995 | 23.82 | 24.24 | 23.82 |
| 4 | 66 | SIEBER Lukas | 1993 | 24.03 | 24.42 | 24.03 |
| 5 | 71 | DONZÉ Elias | 1999 | 24.57 | 24.35 | 24.35 |
| 6 | 64 | LIECHTI Raphael | 1993 | 25.29 | 26.49 | 25.29 |
| 7 | 70 | AERNI Tii | 1999 | 26.45 | 25.43 | 25.43 |
| 8 | 68 | KÜBLI Xander | 1978 | 27.55 | 26.27 | 26.27 |
| 9 | 61 | WIDMER Elvis | 1973 | 27.23 | 26.91 | 26.91 |
| 10 | 63 | IMBODEN Thomas | 1980 | 27.51 | 27.02 | 27.02 |

Gäste Erwachsene

| | | | | | | |
|---|----|----------------|------|-------|-------|--------------|
| 1 | 74 | ZINGG Sascha | 1972 | 24.15 | 23.75 | 23.75 |
| 2 | 76 | VÖGELI Alex | 1971 | 24.44 | 23.80 | 23.80 |
| 3 | 75 | MARTI Robert | 1963 | 24.26 | 24.24 | 24.24 |
| 4 | 50 | STEINER Sandra | 1974 | 27.62 | 27.04 | 27.04 |
| 5 | 49 | REIST Janine | 1977 | 27.42 | 27.67 | 27.42 |